

STARFLOR CP



SIZE
30.48 X 30.48 cm.



THICKNESS
1.6, 2.0, 2.5*mm



TYPE
TILE



TREATMENT
NO

*Made to order



CP - 4660



CP - 4685



CP - 4633




CP - 4683



CP - 4615



CP - 4668



CP - 4608




CP - 4600



CP - 4688




CP - 4654




CP - 4601



CP - 4602



CP - 4636



CP - 4638



CP - 4686



CP - 4629

STARFLOR CP

STARFLOR CP is a PVC composite floor tile with marbling design produced by calendaring process.

PLACE RECOMMENDED

Housing, Office Administration, Education, Retail



STARFLOR CP

INSTALLATION

1. Preparing subfloor



Hard, level, dry, smooth, sound and clean

2. Laying method



2.1 Unpack tiles 24hrs. before laying



2.4 Press each tile into position



2.2 Trace a line perpendicular to the main entrance



2.5 Roll with 50kg roller



2.3 Apply adhesive to a few sq.m of subfloor in one quarter

For full specification, installation, and maintenance details, please refer to the handbook

MAINTENANCE

Initial cleaning



Remove loose debris



Low speed cleaning machine

Protection



Apply wax

Daily maintenance



Dry sweeping or remove dirt with a damp mop

Periodic maintenance



High speed cleaning machine

SPECIFICATION DETAILS

DESCRIPTION	European Norms		EN 649		
Total thickness	EN 428	mm	1.6	2.0	2.5
Total weight	EN 430	g/m ²	3200	4100	5000
Width	EN 427	mm		304.80	
Length	EN 427	mm		304.80	
CLASSIFICATION					
European Norms	EN 685	class	23 - 31	32 - 41	34 - 43
Fire rating	EN ISO 9239-2	class		Bfl-S1	
	DIN 4102	class		B1	
Sound insulation	EN ISO 717/2	dB		3	
	EN 140-8	dB (A)		3,2	
PERFORMANCE					
Density	EN 436	g/cm ³		2.10	
Abrasion	EN 660-1	mm		0.52	
Abrasion group	EN 649	class		F	
Dimensional stability	EN 434	%		<0.20	
Incurvation after 6h at 80°C	EN 434	mm		0.30	
Residual indentation	EN 433	mm		0.03	
Staining resistance	EN 423	X		Good	
Colour fastness	EN 20 105-B02	degree		6	

